1513430-2 ✔ ACTIVE

TE Internal #: 1513430-2

Antenna, WLAN / Bluetooth / ZigBee, Printed Circuit Board, Embedded, PCB, Product Length .506 in [12.85 mm], Width .148 in [3.76 mm]

View on TE.com >

Antennas

Wireless Application: **Bluetooth, Wi-Fi, WLAN, ZigBee**

Mounts To: **Printed Circuit Board**

Antenna Style: **Embedded**

Antenna Type: **PCB**

Product Length: **12.85 mm [.506 in]**

Features

Configuration Features

Band Type	Single Band
Number of Ports	1
Antenna Style	Embedded
Antenna Type	PCB

Electrical Characteristics

VSWR (Max)	<2:1
Impedance	50 Ω
Antenna Operation	Passive

Signal Characteristics

Frequency Band	2400 – 2483.5 MHz
Gain (Max)	2 dB

Body Features

Product Weight	.5 g[.018 oz]

Mechanical Attachment

Polarization	Linear
Mounts To	Printed Circuit Board

Dimensions

Product Length	12.85 mm[.506 in]
Product Width	3.76 mm[.148 in]
Product Height	.79 mm[.031 in]

Operation/Application

Wireless Standard	802.11 b/g, Bluetooth & ZigBee

Industry Standards

Wireless Application	Bluetooth, Wi-Fi, WLAN, ZigBee

Product Availability

Applicable Region	Global

Packaging Features

Packaging Method	Bag & Box

Other

Precision Level	Standard

Product Compliance

For compliance documentation, visit the product page on TE.com>

EU RoHS Directive 2011/65/EU	Compliant
EU ELV Directive 2000/53/EC	Compliant
China RoHS 2 Directive MIIT Order No 32, 2016	No Restricted Materials Above Threshold
EU REACH Regulation (EC) No. 1907/2006	Current ECHA Candidate List: JUNE 2022 (224) Candidate List Declared Against: JAN 2018 (181) SVHC > Threshold: Not Yet Reviewed
Halogen Content	Low Halogen - Br, Cl, F, I < 900 ppm per homogenous material. Also BFR/CFR/PVC Free
Solder Process Capability	Reflow solder capable to 245°C

Product Compliance Disclaimer

This information is provided based on reasonable inquiry of our suppliers and represents our current actual knowledge based on the information they provided. This information is subject to change. The part numbers that TE has identified as

EU RoHS compliant have a maximum concentration of 0.1% by weight in homogenous materials for lead, hexavalent chromium, mercury, PBB, PBDE, DBP, BBP, DEHP, DIBP, and 0.01% for cadmium, or qualify for an exemption to these limits as defined in the Annexes of Directive 2011/65/EU (RoHS2). Finished electrical and electronic equipment products will be CE marked as required by Directive 2011/65/EU. Components may not be CE marked.Additionally, the part numbers that TE has identified as EU ELV compliant have a maximum concentration of 0.1% by weight in homogenous materials for lead, hexavalent chromium, and mercury, and 0.01% for cadmium, or qualify for an exemption to these limits as defined in the Annexes of Directive 2000/53/EC (ELV). Regarding the REACH Regulations, TE's information on SVHC in articles for this part number is still based on the European Chemical Agency (ECHA) 'Guidance on requirements for substances in articles'(Version: 2, April 2011), applying the 0.1% weight on weight concentration threshold at the finished product level. TE is aware of the European Court of Justice ruling of September 10th, 2015 also known as O5A (Once An Article Always An Article) stating that, in case of 'complex object', the threshold for a SVHC must be applied to both the product as a whole and simultaneously to each of the articles forming part of its composition. TE has evaluated this ruling based on the new ECHA "Guidance on requirements for substances in articles" (June 2017, version 4.0) and will be updating its statements accordingly.

Compatible Parts

TE Part # 2040852-1
SHIELD FINGER 0820 N-B WITH SE

TE Part # 2199248-4
Shield Finger, Loose Piece, Type A, 1.0 h



TE Part # 1447009-5
SHIELD FINGER 0820 TYPE



TE Part # 2199248-5
SHIELD FINGER, LOOSE PIECE, TYPE A, 1.3H



TE Part # 2306334-3
SPRING FINGER 1.2H

TE Part # 2306454-3
SPRING FINGER 2.3H

TE Part # 2306654-3
SPRING FINGER 1.8H

TE Part # 2336713-2
SPRING FINGER 1.45H

TE Part # 2199001-1
SHIELD FINGER 1210 EMBOSS PACKING

Documents

Product Drawings

PCB ANTENNA SINGLE BAND BULK PKGD

English

CAD Files

Customer View Model

ENG_CVM_CVM_1513430-2_H.3d_igs.zip

English

Customer View Model

ENG_CVM_CVM_1513430-2_H.3d_stp.zip

English

Customer View Model

ENG_CVM_CVM_1513430-2_H.2d_dxf.zip

English

3D PDF

3D

By downloading the CAD file I accept and agree to the Terms and Conditions of use.

Datasheets & Catalog Pages

PCB ANTENNA

English